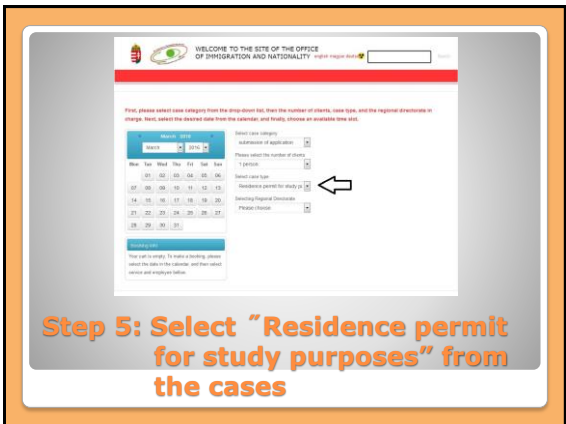
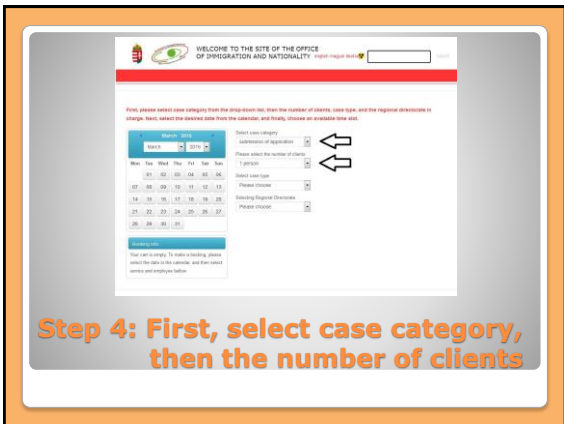
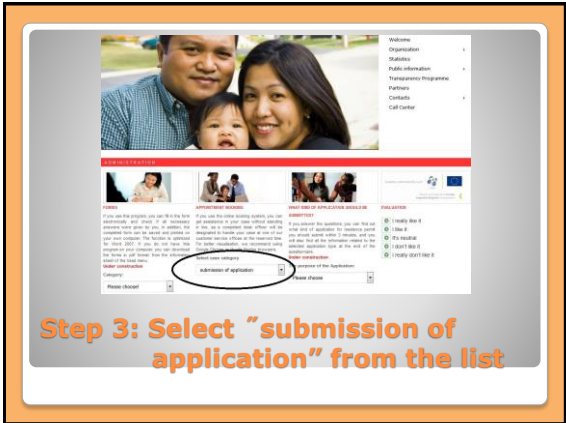


How to book an appointment at the Immigration Office?



Step 6: Select "Regional Directorate of Northern Lowland" from the regions

Step 7: Select a day in the calendar

Step 8: Select a time for the appointment and then click on „Add to cart“

Step 9: Click on "Checkout" and fill in the Booking form

Finally, you will receive a confirmation letter to your e-mail address about your appointment.

Please do not miss it!